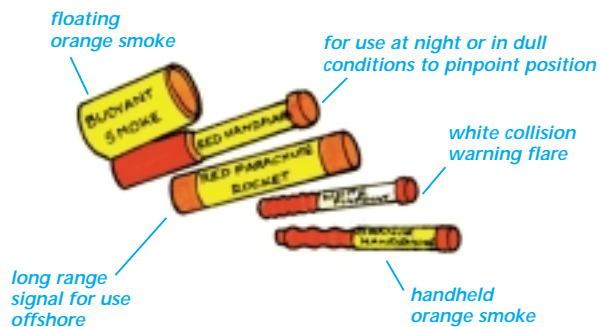
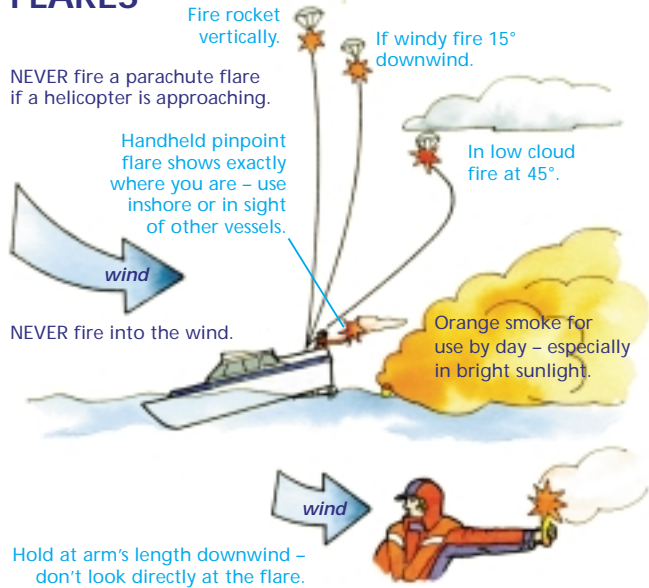


DISTRESS SIGNALS

To be used by Ships, Aircraft or Persons in Distress

FLARES



Reproduced by kind permission of the RYA

Maritime & Coastguard Agency
 Communication and Innovation
 Bay 2/30, Spring Place
 105 Commercial Road
 Southampton SO15 1EG

Tel: +44 (0) 23 8032 9146
 Fax: +44 (0) 23 8032 9204

MCA/099

LIFE SAVING SIGNALS

For Ships, Aircraft or Persons in Distress



THIS LEAFLET GIVES THE ILLUSTRATED TABLE OF LIFE SAVING SIGNALS REQUIRED BY V/29 OF SOLAS

LIFE SAVING SIGNALS

To be used by Ships, Aircraft or Persons in Distress




Search and Rescue Unit Replies

You have been seen, assistance will be given as soon as possible.



Orange smoke flare.



Three white star signals or three light and sound rockets fired at approximately 1 minute intervals.

Shore to Ship Signals

Safe to land here.



Vertical waving of both arms, white flag, light or flare.

OR



Morse code signal by light or sound.

Landing here is dangerous. Additional signals mean safer landing in direction indicated.







Horizontal waving of white flag, light or flare. Putting one flag, light or flare on ground and moving off with a second indicates direction of safer landing.

OR

- S: ... Morse code signals by light or sound.
- R: - - - Land to the right of your current heading.
- L: - . - - Land to the left of your current heading.

Surface to Air Signals

Message	International Code of Signals	ICAO Visual Signals
I require assistance	V  ... -	V
I require medical assistance	W  - - -	X
No or negative	N  - .	N
Yes or affirmative	C  - - - .	Y
Proceeding in this direction		↑

Note: Use International Code of Signal by means of lights or flags or by laying out the symbol on the deck or ground with items which have a high contrast to the background.

Air to Surface Replies

Message Understood.



Drop a message.

OR



Rocking wings.

OR



Flashing landing or navigation lights on and off twice.

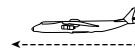
OR



Morse code signal by light.

Message Not Understood – Repeat.

OR

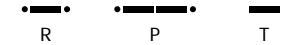


Straight and level flight.



Circling.

OR



Morse code signal by light.

Air to Surface Direction Signals

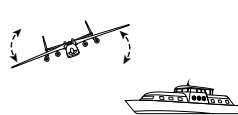
Sequence of 3 manoeuvres meaning proceed to this direction.

1



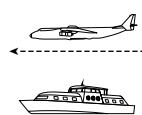
Circle vessel at least once.

2



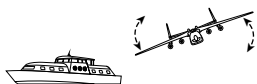
Cross low, ahead a vessel rocking wings.

3



Overfly vessel and head in required direction.

Your assistance is no longer required.



Cross low, astern of vessel rocking wings.

Note: As a non preferred alternative to rocking wings, varying engine tone or volume may be used.

Surface to Air Replies

Message Understood – I will comply.




Change course to required direction.

OR



Morse code signal by light.

OR



Code & answering pendant "Close Up".

I am unable to comply.



Morse code signal by light.

OR



International flag "N".

Note: Use the signal most appropriate to prevailing conditions.